



PURVIS PRIMARY SCHOOL **PARENT STUDENT**

HANDBOOK


2023-2024


Principal: Mrs. Enid Furbert-Jacobs

44 St. Mary Road, Warwick WK06

Telephone: (441)236-4634

Facsimile:(441)236-1053





**THE MISSION STATEMENT OF
THE BERMUDA PUBLIC SCHOOL SYSTEM**

Mission Statement

To provide all students with equitable access to holistic, varied and high quality instruction that is culturally relevant and empowers students to reach their full potential.

Vision Statement

All students are educated to lead personally and professionally; can compete locally and globally.

Objectives

To develop strategic policy for the public school education system that improves teaching and learning in the classroom.

To implement policies focused on enhancing parental and community involvement and participation in the education system.

To education the community through education, social and recreational resources that prepare, inform and engage life-long learning and access to initiatives that meet the needs of Bermuda residents.



**MINISTRY OF EDUCATION
MINISTRY HEADQUARTERS
44 CHURCH STREET WEST
HAMILTON
TELEPHONE: 441-278-3300
FACSIMILIE: 441-278-3348**

Minister of Education & Economic Development
The Hon. Diallo V. Rabain, J.P., M.P.

Permanent Secretary of the Ministry of Education
Ms. Jasmin Smith

Commissioner of Education
Department of Education
Mrs. Kalmar Richards

PURVIS PRIMARY SCHOOL MISSION STATEMENT

**Purvis Primary is a school
of excellence where
students, parents and
teachers are committed
to creating a stimulating
environment in which
independent thinkers and
problem solvers develop a
lifelong love for learning.**

SCHOOL MOTTO

“Onward Ever Onward”

PURVIS PRIMARY SCHOOL CREED

Every day, in every way,
I get better and better.
Better in my school work, better in my homework,
Better in my classroom behaviour.
Every day, in every way,
I get better and better.

“Onward Ever Onward”

PLEDGE OF RESPECT (Infant Department)

I am a smart, special, valuable person.
I respect myself and I respect others.
My words and actions are kind and honest.
I accept only my best in all I do.

I am PROUD TO BE ME!

A BRIEF HISTORY OF PURVIS PRIMARY SCHOOL

Before 1946, there were three schools that served the areas of Warwick Parish and Paget Parish. As the population in Warwick Parish and Paget Parish increased, the three schools, St. Mary's School, Spring Hill School and Paget Glebe School were no longer adequate to accommodate all of the children. Therefore, Government built two schools to replace the three original schools. The two new schools were the Ord Road School (Paget Primary School) and Purvis Primary School. When Purvis Primary School was built children were required to go to the school in the zone where they lived. Hence, children from Dunscombe Road, Cedar Hill, Khyber Pass and Camp Hill came to Purvis Primary School. Mr. William Sterling Purvis donated a plot of land to the Government. This land, located on Cedar Hill, is the site where Purvis Primary School presently stands.

On April 29, 1946, Purvis Primary School opened with an enrollment of 147 students. There were 76 boys and 71 girls. There were only six classrooms. The late Mrs. Hazel Seon-Green was the Acting Principal, in the absence of the Principal designate, the late Mrs. Cora Scott Gayle, who was on maternity leave.

As the school population continued to grow, it became necessary to add more classrooms. The government added two more classrooms. In addition, government increased classroom space with the addition of two Primary 3 classrooms. The building of four classrooms at the Infant Block followed these additions. In 1966, the present assembly hall, showers and changing rooms were added to the school. This was possible due to a generous donation of £10,000.00 by Mr. William Sterling Purvis. Purvis Primary School was the first government school with purpose built showers and changing rooms. To show appreciation for this donation, the assembly hall is named after the wife of Mr. Purvis, the late Jessie Purvis. Her picture hangs on the wall in the assembly hall.

Through the visionary thinking of the late Dr. Iris Marsh, a former Principal, together with the arduous efforts of the Parent Teachers' Association, the school library, office area, music room and science room were added to the school.

Sports Day is an annual event at Purvis Primary School. Students are placed on three houses: Gordon, after Dr. E. F. Gordon, trade unionist; Gibbons, after Mr. Gibbons, a scholarship donor and Purvis House, after Mr. W.S. Purvis, benefactor of the school.

Purvis Primary School's Anniversary Day is held each year on April 29th. It is a day of reflection, thanksgiving and celebration for the blessings experienced over the years and is attended by many individuals who have strong ties with Purvis Primary School.


PURVIS PRIMARY SCHOOL SONG

Here in country quietude
See our lofty Purvis stand
Pointing high her spire to heaven
As she overlooks the land
Teachers, parents, friends and pupils
We should all united be
In love and harmony

Path, pond, link and meadow
City, country, emerald sea
Stretch in wid'ning panorama
Paying homage unto thee
Let us honour thee by trying
Our school to keep thee free
From shame and low degree

Step by step the steps to knowledge
We would daily daily climb
Purvis thou'rt our inspiration
Thee we'll honour for all time
Keep us steadfast to our purpose
May we never turn aside
O God with us abide

Written by Anita Wilson



SPORTS DAY HOUSE CHANTS

PURVIS HOUSE (Yellow)

Purvis House! Purvis House!
Ray! Ray! Ray!
We are the winners
No matter what you say!
For the Gibbons are slow,
And Gordon can't go!
Purvis House! Purvis House!
Ray! Ray! Ray!
P U R V I S.....PURVIS!



GORDON HOUSE (Red)

Never mind the blue flag,
Forget about the gold,
On with the red flag,
We are Gordon bold
Gordon are confident,
Gordon are sure,
Gordon House! Gordon House!
Ever to the fore!
G O R D O NGORDON!

GIBBONS HOUSE (Blue)

Gibbons House! Gibbons House!
The best of the three
The house that's bond to win you'll see
For Purvis are nervous
And the Gordon aren't sure
We'll be the champs for evermore
G I B B O N S.....GIBBONS!



The Four CORE rules:



AND BE

**READY
TO LEARN**



The Four CORE rules:

- Keep hands and feet to yourself
- Use kind words and positive body language
- Listen and make eye contact with the speaker
- Care for school property
- Use manners



- Listen to directions the first time
- Keep area and classroom clean
- Participate appropriately in class activities
- Take care of supplies, materials and property



- Keep chair flat on floor when seated
- Push chairs in when away from desk
- Walk safely and quietly
- Use school materials and furniture appropriately
- Use the hall pass when leaving the classroom



- Come prepared with supplies and materials
- Have a positive attitude towards school
- Participate appropriately during lessons and activities
- Always do your best!

**READY
TO LEARN**



School Attendance

Attendance in elementary school, particularly the early years, is very important because children are building the foundational knowledge in reading and math that will help them to succeed throughout all of their years in school. They are also building a habit of good attendance that will carry them into college and careers.

There is an unquestionable link between school attendance and school achievement. Research shows that missing just two days a month, negatively affects a student's academic performance. Poor attendance can influence whether children read proficiently by the end of Primary Four.

For your child to have an equal opportunity to succeed, it is important to make sure that he/she is present, engaged and accounted for every day.

School hours

Morning Bell: 8:30 a.m. (instruction begins at 8.45 a.m.)

Students will be marked tardy if they arrive after 8.45 a.m.

Recess: 10:55 a.m. – 11.10 a.m.

Lunch: 12:25 p.m. – 1:25 p.m.

Dismissal: Primary 1 and Primary 2 – 3:00 p.m.

Primary 3 to Primary 6 – 3:25 p.m.

All students should be collected as per the dismissal times outlined above

CAMBRIDGE CURRICULUM

INTRODUCTION

Our system uses the best available resources to meet the needs of students. The Cambridge International Primary Programme forms the basis of our teaching in English, Mathematics, Science, and Information Technology, while the Bermuda National Curriculum is used for Social Studies, Art, Music and P.E.

English

Cambridge Primary English enables the learner to communicate confidently and effectively and to develop the critical skills to respond to a range of information, media and texts with understanding and enjoyment. Every year, students read and learn to write seven literary genres.

Mathematics

The mathematics curriculum framework explores five content areas: number, geometry, measure, handling data and problem solving. This curriculum focuses on principles, patterns, systems, functions and relationships so that learners can apply their mathematical knowledge and develop a holistic understanding of the subject.

Science

This curriculum framework covers four content areas: scientific enquiry, biology, chemistry and physics. Scientific enquiry is about considering ideas, evaluating evidence, planning, investigating, recording and analyzing data. Environmental awareness and some history of science are also part of the curriculum.

Assessment – Progression Tests and the Checkpoint Examinations

Cambridge Primary Progression Tests provide detailed information about the performance of each learner for stages 3, 4, 5 and 6 of the curriculum. They enable teachers to give structured feedback to learners and parents.

Cambridge Primary provides a unique analysis tool for Cambridge Primary Progression Tests-the Cambridge Progress Checker – to track learners' progress. Using a spreadsheet, teachers upload learners' test results and can then analyse results. This enables comparison of results on a year-by-year basis.

Cambridge Primary Checkpoint is a test for learners at the end of the final year of Cambridge Primary and is available in English, mathematics and science. The Checkpoint tests skills, knowledge and understanding at the end of stages 4-6 of the curriculum for English and mathematics, and stages 3-6 of the curriculum for science.

The tests are marked in Cambridge to provide an international benchmark of learner performance. Each learner receives a statement of achievement and a diagnostic feedback report. The feedback

report shows how a learner has performed in relation to the curriculum, their learning group, the whole school, and against all learners who have taken tests in that series around the world.

Cambridge ICT Starters gives schools a flexible framework to develop learners' ICT competence. Modules can be delivered according to the needs of each learning situation and the age of learners.

Learners will develop key ICT skills in a range of applications including word processing, computer graphics, databases, spreadsheets, email, internet, presentations, video/animation and web authoring. They also consider wider issues such as internet safety and adapting their work to the audience.

Assessment

Cambridge ICT Starters has been mapped against national ICT standards in a number of countries so that the skills assessed reflect the competencies demanded internationally.

It is assessed in the classroom through a structured scheme of assessment, operating at three levels:

- Initial steps
- Next steps
- On Track

Each level is made up of two stages and certificates are available on successful completion of each stage. Each module of the syllabus contains the assessment criteria, which must be met to achieve a pass or merit.

Cambridge Learners

The Cambridge approach supports schools to develop learners who are:

- **Confident** in working with information and ideas, their own and those of others
- **Responsible** for themselves, responsive and respectful of others
- **Reflective** as learners themselves, developing their ability to learn
- **Innovative** and equipped for new and future challenges
- **Engaged** intellectually and socially, and ready to make a difference in the world

READING

1. Reading is getting meaning from print.
2. If you teach your children to love to read, you are handing down a special kind of magic to them – a gift that will enrich their lives as nothing else can do.
3. When a child reads, he does better in school.
4. No matter how much your child reads aloud, it is still important for you to read aloud to him.
5. Reading stirs the imagination – that ability to make believe and to image things that do not yet exist.
6. Children who know how to handle books and are familiar with stories learn how to read much faster than those who have little or no book experience.
7. Telling a story from pictures is an important step in the learning to read process.
8. Pretend reading is a crucial step in the developmental process of learning to read.

IMPROVING YOUR CHILD'S READING FLUENCY

Reading Activities to do at Home

Echo Reading: You read one line, and the child reads the same line after you. Increase the number of lines you read at one time as the child's reading improves. To be sure the child is looking at the words; ask him or her to follow the print with a finger. Try to echo-read at least one story (older children - part of a story) each week.

Choral Reading: you and your child read the same text aloud together. Choral reading should be done at least twice a week.


Partner Reading: You and your child take turns reading. Start by reading one sentence and asking your child to read the next sentence. As the child's fluency improves, you read a page and your child reads the next page. Partner-read about once a week.

Repeated Reading: Read the same story more than once in the same week.

Tips courtesy of The Reading Teacher; a journal of the International Reading Association.

WHEN TO READ TO YOUR CHILD

1. Just before dinner
2. At bedtime
3. While waiting for the doctor/dentist
4. While traveling on the bus, car or airplane
5. At the park or beach
6. During an outing at the library
7. On rainy days
8. Before and during vacations, e.g. brochures




SUGGESTED BOOKS FOR PRIMARY 1

1. The Snowy Day by Ezra Keats
2. The Carrot Seed by Ruth Krauss
3. Caps for Sale by Esphyr Slobodkina
4. The Grouchy Ladybug by Eric Carle
5. The Very Busy Spider by Eric Carle
6. The Very Hungry Caterpillar by Eric Carle
7. Chicka Chicka Boom Boom by Bill Martin, John Archambault
8. Dr. Seuss Books
9. Scholastic Hello Readers
10. Franklin Books
11. Fairy Tales

SUGGESTED BOOKS FOR PRIMARY 2

1. Chicken Sunday by Patricia Polacco
2. Cookie's Week by Tomie dePaulo
3. The Very Sleepy Sloth by Andrew Murray
4. Flower Garden by Eve Bunting
5. Duck on a Bike by David Shannon
6. Handa's Surprise by Eileen Browne Danny and the Dinosaur by Syd Hoff
7. Guess How Much I Love You by Sam Bratne
8. Danny and the Dinosaur by Syd Hoff
9. Dr. Suess Books
10. Frog and Toad Collection by Arnold Lobell




SUGGESTED BOOKS FOR PRIMARY 3

1. The Hungry Thing by Jan Slipian
2. A Pocket Full of Kisses by Audrey Penn
3. Come on, Rain by Karen Hesse
4. The Children of Sierra Leone by Arama Christiana
5. Stevie by John Steptoe
6. It Takes a Smiling Raindrop by Dale Butler
7. The Bermuda Cedar Tree by Kevin Stevenson
8. Books by Robert Munsch
9. Early Chapter Books – Junie B. Jones
10. Early Chapter Books – Horrible Harry

SUGGESTED BOOKS FOR PRIMARY 4

1. Amazing Grace by Mary Hoffman
2. Boundless Grace by Mary Hoffman
3. How Many Stars in the Sky? By James Ransome
4. Charlotte's Webb by E.B. White
5. Stuart Little by E.B. White
6. Jamaica's Find by Juanita Havill
7. The Car Washing Street by Denise L. Patrick
8. A Promise is a Promise by Robert Munsch
9. Encyclopedia Brown Series
10. Ramona Series




SUGGESTED BOOKS AND AUTHORS FOR PRIMARY 5

1. Fourth Grade Rats by Jerry Spinelli
2. Ramona and Her Mother by Beverly Cleary
3. The Velveteen Rabbit by Margery Williams
4. Shadrach by Meindert DeLong
5. My Father's Dragon by Ruth S. Gannet
6. Miracle's Boys by Jacqueline Woodson
7. Donothead by Sue Stauffacher
8. Sara Plain and Tall by Patricia Machachlan
9. Cook Camp by Gary Palsen
10. Roald Dahl Books

SUGGESTED BOOKS AND AUTHORS FOR PRIMARY 6

1. Second Cousins by Virginia Hamilton
2. Bridge to Terabitha by Katherine Patterson
3. Oh, Brother by Johniece Wilson
4. Black Beauty by Anna Sevell
5. More Perfect than the Moon by Patricia MacLachlan
6. The Friendship by Mildred Taylor
7. The Cay by Theodore Taylor
8. The Lion, the Witch and the Wardrobe by C.S. Lewis
9. Sounder by William Armstrong
10. Dear Mr. Henshaw by Beverly Cleary
11. A Series of Unforgettable Events
12. Nancy Drew Series



SPELLING AND VOCABULARY

Learning spelling words is important to your child's future

Spelling is important because it aids in reading. It helps cement the connection that is shared between sound and letters. Learning high frequency sight words also has been shown to help with both reading and writing. This is why students learn sight words during their early years. Spelling words help lay the basic foundation that your child will need throughout his education and life.

vocabulary.co.il

HIGH FREQUENCY WORDS

Throughout the year students are tested on their words, both for recognition and spelling. All students are expected to achieve 80% or above on high frequency word tests.

By the end of P1

[child's whole name]	I	a	all	away
am	like	the	she	day
is	my	in	of	play
we	look	mom	this	was
dad	go	me	are	big
can	on	you	get	going
at	to	so	said	they
up	it	see	went	yes
and	he	no	do	for
come	days of the week	months of the year	common colour words	number words to twenty

By the end of P2

List 1	List 2	List 3	List 4
about	door	little	over
after	down	live	people
tree	again	first	love
push	two	an	from
made	pull	us	another
girl	make	put	very
as	good	man	want
back	got	many	saw
water	school	had	may
way	be	half	more
seen	were	because	has
much	should	what	been
help	name	so	where
boy	her	new	some
who	brother	here	next
take	will	but	him
night	than	with	by
his	not	that	would
called	home	now	their
your	came	house	off
them	can't	how	old
then	could	if	once
there	did	these	do
just	or	don't	last
our	laugh	out	too
child's address		school's name	
By the end of P3		Students should be able to spell all words on the P1 and P2 list	

By the end of P4

List 1	List 2	List 3	List 4
above	children	high	paper
told	across	clothes	I'm
place	tries	almost	coming
important	right	turn	along
didn't	inside	round	under
also	different	second	until
always	does	knew	show
upon	animals	don't	know
sister	used	any	during
lady	small	walk	around
earth	leave	something	watch
asked	every	light	sometimes
where	baby	eyes	might
sound	while	father	money
started	before	dark	morning
still	whole	began	follow
mother	stopped	why	being
found	much	such	below
friends	near	suddenly	without
better	garden	never	sure
woke	between	goes	number
swimming	word	birthday	gone
often	think	work	both
great	only	those	world
opened	thought	write	brought
happy	other	through	year
head	outside	today	young
change	heard	own	together
thirty	sixty	Bermuda	
forty	seventy		
fifty	eighty		
	ninety		

By the end of P5

List 1	List 2	List 3	List 4
air	climate	hundred	Sandys
citizen	compass	thousand	Southampton
beautiful	conserve	January	Warwick
competitive	dream	February	Paget
debts	economy	March	Pembroke
demand	exchange	April	Devonshire
different	finally	May	Smith's
early	heavy	June	Hamilton
ethic	industry	July	St. George's
fact	litter	August	capital
holiday	motto	September	certain
income	natural	October	country
laws	purchase	November	community
manners	service	December	decade
million	teacher	against	directions
produce	import	believe	ecology
store	islands	captain	everyone
summer	mind	coins	everything
trade	myself	contribution	possible
expense	parallel	consumer	public
export	person	environment	resource
group	similar	vegetation	amnesty
adapt	admiral	among	appropriate
ballots	anthem	argument	brought

By the end of P6

budget	although	caught	constitution
celebration	cardinal	colony	chronology
citizenship	courtesy	dictatorship	corporate
civil	culture	disobedience	either
continent	currents	diversity	especially
courage	democracy	ethnic	executive
explore	discipline	employment	function
global	education	fare	governor
honesty	election	government	heritage
idea	entrepreneur	instead	historic
majority	equator	independence	indentured
minority	hurricane	occupation	international
parish	influence	latitude	labour/labor
president	issues	leadership	legends
profit	lease	manufacture	legislature
responsibility	monarchy	ocean	longitude
supply	opinion	portfolio	proximity
tourism	perhaps	reliant	residence
	Premier	revenue	region
	retail	routes	several
	status	separate	sovereign
	tribe	society	technology

Mathematics Benchmarks

Cambridge Mental/Calculations

	November	February	April	June
P1	Count up and back/read/write numbers to 20 Addition facts to 5	Addition facts to 10	Subtraction facts to 5	Subtraction facts to 10 Add doubles to 10 (e.g. 4 +4)
P2	Addition/subtraction facts to 20 Count up and back/read numbers to 100 Addition facts to 10 Subtraction facts to 10	Add 2 single digit numbers up to a total of 50 Addition facts to 18	Add 3 single digit numbers up to a total of 20 Subtraction facts to 18	Add/subtract 2 digit numbers without regrouping Multiplication facts to 2
P3	Add/subtract 2 digit numbers from any number with regrouping Addition facts to 18	Multiplication facts 0, 1, 2, 5 Subtraction facts to 18	Multiplication facts to 5 Multiplication facts to 2, 5, 10	Multiplication facts to 10 Multiplication facts to 3
P4	Add/subtract 2 digit numbers from any number with/without regrouping Multiplication facts 1-5 and 10	Add 3 two digit numbers Multiplication facts 6 and 11	Multiplication facts to 12 Multiplication facts 7	Division facts to 5 Multiplication facts to 8
P5	Division facts to 12 Multiplication facts to 11	Add decimals fractions with 1 or 2 places Multiplication facts to 12	Subtract decimal fractions with 1 or 2 decimal places Multiplication facts to 12	Add/subtract decimal fractions with 1 or 2 decimal places Division facts to 6, 9
P6	Division facts to 12 Multiplication facts to 12	Fractions sets (2/3 of 23) Multiplication facts to 12	Percentage of a number Division facts to 12	Fractions to decimals/decimals to fractions Multiplication/division facts to 12



Purvis Primary School is the only MicroSociety School in Bermuda. The school promotes learning in an environment that fosters critical thinking, creativity, collaboration with the arts, environmental needs, agricultural and business communities in Bermuda. Every Wednesday afternoon students relate the work of the class to the world outside of school and create products that people can use. Students take part in the various ventures and agencies listed below. Ventures do change according to the interests of the students.

Wonderland Arts and Crafts (Upper)
Wonderland Bank
Wonderland Stock Exchange
Wonderland Court (Agency)
Wonderland Depot (Agency)
Wonderland Farm
City Council (Agency)
Reading Rocks

Wonderland News Bureau
Wonderland Post Office (Agency)
Wonderland Science
Wonderland Travel
Wonderland Wee Arts and Crafts
Cordon Bleu (Cooking)
Wonderland Fitness

During Wonderland time, students assume control of the school and the Mayor and Deputy Mayor set the rules for that time. Children are also CEO's of the various ventures and lead their peers in the hour of hard work. All citizens of Wonderland get paid for their work in Wonderbucks, which they can then spend in the Market Place. The culmination of the first marking period is the Micro-night where parents come to buy the student made products in their Market Place.

Wonderland Court Team



THE ANNUAL SCIENCE FAIR

Purvis Primary School's Annual Science Fair is held during the month of February. Every student from Primary 1-6 is expected to prepare a brief oral presentation and a science project on a topic directly related to the curriculum at their year level. Prior to the Science Fair, a package is sent home complete with a 6 week countdown which guides both parent and child on how to complete the project. Every week leading up to the Science Fair students will be expected to bring in a specific section of their project so that the classroom teacher can review the information prior to it being placed on the board.

Two days prior to the Science Fair the judges, scientists from around the Island, come to Purvis Primary School to assist with judging each student's science display board and oral presentation. Every student receives a certificate of participation. Additionally, if students score between the following percentage range they will receive a ribbon:

90-100	First place
80 – 89	Second place
70-79	Third place

This annual event is intended to ensure that your child strengthens their scientific research and oral presentation skills, so that they are confident with the scientific method. It also provides an avenue in which your child can learn more about science in an exciting hands-on manner.

PHYSICAL EDUCATION

Purvis Primary School offers a number of sports activities which meet the varying needs of our students. Students enjoy soccer (Boys and Girls), netball, softball, tag rugby, field hockey, squash, tennis, track and field, cross country, cricket and swimming.

The school also offers competitive team sports which includes netball, cricket, football, netball, field hockey and tag rugby. Training for school teams are held after school from 3.45 p.m. to 5.00 p.m.

Every March/April, all students in the school participate in the school sports (track and field). We also have the annual Heritage Run in May.

Awesome!
Swimming Lessons for ALL students



EXTRA-CURRICULAR PROGRAMS

Purvis Primary School offers numerous extra-curricula programs to meet the varying needs of our students. These take place during the day or after school.

We offer:-

An extensive lending library
Coding
Morning Care
Suzuki Violin (free to all P1-P2 students)
Violin Club for P3 students (charged by the term)
Drum for P4 students
Guitar for P4 students

Art Club
Skipping
Choir
Menuhin violin P4
Dance Club
Youth Net Senior Mentors
Bermuda Education Network



Guitar Lesson



Purvis School Library



Menuhin Violin

SCHOOL UNIFORM

The school uniform makes an important statement about our school pride.

During the summer, students are expected to wear their shirt tucked into their bottoms and their socks pulled up. In the winter, the top button should be buttoned and the school tie pulled up to meet it.

HAIR

It is the expectation that students' hair will be kept clean and well groomed. Girls are allowed to wear hair accessories that match the uniform – red, blue, yellow or white in the summer; and blue or white in the winter. Boys' hair should be neatly trimmed with no lines or designs.

JEWELRY

Students are allowed to wear a watch and one small gold or silver stud earring in each ear to school.

GRUB DAYS

During the school year we often have dress down days to celebrate our achievements or to support worthy causes. On these days, students are to wear appropriate dress; graphic tee-shirts should have age appropriate messages. Girls should wear tops that cover the shoulders – no spaghetti straps or halters. Skirts, dresses, shorts and skorts must be no more than two inches above the knee. The length of long pants must be such that the bottom of the pants rests on the top of the shoe without multiple folds in the leg of the trousers. For safety reasons, we prefer students to wear closed-in footwear, e.g., sneakers. If you wish your child to wear open-toe shoes, they should have a strap on the heel.

The Code of Conduct for the Bermuda Public Schools indicates that it is the parent's responsibility to ensure that the child is in the proper school uniform. We appreciate your continued support as we strive to be a school of excellence.

PURVIS PRIMARY SCHOOL
SUMMER AND WINTER UNIFORM AND GYM UNIFORM

PURVIS PRIMARY SCHOOL -SUMMER UNIFORM ONLY		
Uniform Items	BOYS	GIRLS
Shirts purchased from English Sports Shop	Red, blue, yellow school shirt	Red, blue, yellow summer shirt with Purvis crest
Bottom	Khaki shorts (no Dickies)	Khaki skirt or skort
Socks	Khaki long socks	White long socks
Shoes	Brown or black	Brown or black
Sweater	Blue	White

PURVIS PRIMARY SCHOOL - WINTER UNIFORM ONLY		
Uniform Items	BOYS	GIRLS
Tie from English Sports Shop	Blue and stripe Purvis tie	Blue and stripe Purvis tie
Top	White shirt, navy blue sweater or jacket	White shirt, navy blue sweater or jacket
Special Order Jacket (Optional) from school	Nylon fleece lined jacket with school crest	Nylon fleece lined jacket with school crest
Bottom	Khaki shorts (no Dickies)	Khaki skirt or skort
Socks	Khaki long socks	White long socks
Shoes	Brown or black	Brown or black

GYM UNIFORM for BOYS AND GIRLS	
PE uniform and tracksuit sold at Sidekicks	
House tee shirts (\$10) are sold at Purvis Primary School	
Sneakers – Black or White only	
White socks only	

BOY'S SUMMER UNIFORM 2021



GIRLS SUMMER 2021



BOY'S WINTER UNIFORM 2021



GIRL'S WINTER UNIFORM 2021



SideKicks
Washington Mall
20 Church Street
Hamilton HM11

DEAR PARENTS,

PRE ORDER FORM FOR P.E. UNIFORMS

Below is a *Gym Uniform and Tracksuit* purchase order for your child. . Forms must be returned with payment to **SIDEKICKS HAMILTON..**

**PLEASE ORDER TO AVOID DISAPPOINTMENT.
THERE ARE LIMITED EXTRAS IN THE SHOP AT AN INCREASED PRICE.
THANK YOU FOR UNDERSTANDING**

Please order the following

PURVIS PRIMARY SCHOOL

Child

Name: _____ Class _____

\$35 - Gym Uniform Size (please circle): Size YXXS YXS YS YM, YL, YXL, YXXL , AS, AM , AL

Quantity : _____ X .

\$60 - Tracksuit Size (please circle): Size 4 .5.6.6x.YS YM YL YXL YXXL.

Quantity : _____ X .

Total Price:\$ _____

Parents Name:

_____ Contact:(cell/home) _____ (w) _____

I have submitted a total of \$ _____ for the above order to be placed for school year 2022-2023

Signature: _____ Date: _____

Reminder: Payment must be made at Sidekicks Hamilton Keep a copy of your order!

QUESTIONS Call Sidekicks 296-5425
Always confirm sizing and price when ordering

***Parents please do not send money to Purvis Primary School
please submit directly to Sidekicks as requested above
Located in the Washington Mall
Prepaid orders will be delivered to Purvis Primary School***

PURVIS PRIMARY SCHOOL

ORDER FORM FOR NYLON FLEECE-LINED JACKET
Embroidered School Crest
First Initial and Last Name with Crest



SIZES: CHILDREN	SMALL, MEDIUM, LARGE	\$40.00
ADULT	SMALL, MEDIUM, LARGE, EXTRA-LARGE	\$45.00



Please cut on the line and return the slip to Purvis Primary School

FLEECE LINED-JACKET FORM

SCHOOL: _____ CLASS: _____ BOY: _____ GIRL: _____ AGE: _____

LAST NAME: _____ FIRST INITIAL _____

PARENT'S NAME: _____

HOME TELEPHONE: _____ WORK TELEPHONE: _____

CHILDREN SIZES: SMALL (6 - 8); MEDIUM (10-12); LARGE (14-16)

ADULT SIZES: SMALL (CHEST 32-38); MEDIUM (CHEST 38-40)
LARGE (CHEST 42-44); EXTRA LARGE (46-48)

NUMBER OF ITEMS ORDERED: _____

PAYMENT: CASH _____
AMOUNT ENCLOSED: _____

No cash refunds.
No order will be processed without full payment.
Cash only

Prices Subject to Change
Please return funds in Ziploc bag or envelope

CHILDREN LEARN WHAT THEY LIVE

**If a child lives with criticism,
He learns to condemn.**

**If a child lives with hostility,
He learns to fight.**

**If a child lives with ridicule,
He learns to be shy.**

**If a child lives with shame,
He learns to feel guilty.**

**If a child lives with encouragement,
He learns to be confident.**

**If a child lives with tolerance,
He learns to be patient.**

**If a child lives with praise,
He learns to appreciate.**


**If a child lives with fairness,
He learns justice.**

**If a child lives with security,
He learns how to have faith.**

**If a child lives with approval,
He learns to like himself.**

**If a child lives with acceptance, and friendship,
He learns to find love in the world.**

By Dorothy Law Nolte



All parents want their children to find success in school and to be happy in the process. Fortunately, statistics tell us that the two goals are actually one and the same. Happy children do well and those who do well are happy. Statistics also tell us that parents play a major role in helping their children achieve these goals. Here are some guidelines that parents can do – and not do – to help their children throughout their school years.

DO


1. Show a genuine interest in all your children's school experiences, not just in their grades.
2. Set realistic goals based on your children's interest, abilities and personalities.
3. Keep lines of communication open; take time to listen to your children.
4. Encourage reading. Read aloud to your children every day when they are small; read together when they are older.
5. Help your children develop self-discipline by letting them make their own decisions and holding them responsible for the outcome.
6. Expose your children to learning experiences – museums, nature, and appropriate family conversation.
7. Check your children's homework every night.

DON'T

2. Blame the school for trouble before checking both sides of the story.
3. Speak negatively about the school, your children's teachers or education generally.
4. Take children out of school for fun or for your own convenience.
5. Reinforce failures in school through punishment or comparison to other siblings. Instead, accentuate the positive.

GENERAL GUIDELINES FOR PARENTS

1. Label all clothing: shoes, socks, sweaters, gym uniforms, ties, raincoats and school jackets. Lost items not labelled will be sold, with proceeds going to the school.
2. Mark with permanent markers all lunch boxes, lunch and fruit containers and thermoses.
3. Encourage your child to be responsible for his/her possessions.
4. Please send your child's teacher any change of plan for after school supervision in writing. This can be written in the agenda.
5. Please send your child with healthy lunches – no lunchables. Please refrain from sending chips, corn curls or candy.
6. Please cut fresh fruit for your child to eat during fruit time.
7. Be sure your child comes to school on time.
8. Unless your child is in an after school program or waits for siblings, please collect your child promptly at 3 p.m. (Lower School) or 3.25 p.m. (Upper School).



ROUTINES

Breakfast and Bedtime

It is important that your child comes to school awake, alert and ready to learn. A consistent, early bedtime and an adequate breakfast are key elements.

Lunch Kit

Your child's lunch kit should contain the following:

- ❖ a full water bottle to quench thirst – we are a water only school
- ❖ a fresh FRUIT snack for morning recess.
Fruits such as apples and oranges need to be cut and prepared at home.
- ❖ a well balanced lunch (lunchables, chips/corn curls are NOT permitted)
- ❖ a healthy snack for after school



At Purvis Primary School we strive to be trash free. Ideally, when packing a trash-free lunch, the objective is to only pack foods that are consumed completely, so no waste is produced, and to use containers that can be reused day after day. However, when waste cannot be avoided, consider packing products that can be recycled or composted instead of thrown in the trash can.

Backpack

A rain jacket should be kept in your child's backpack at all times.

The school building tends to get chilly during the winter months. Every child should have a labeled school sweater that can be put on or taken off when necessary.

Homework

Please set up a quiet area in your home where your child can complete homework assignments free from the noise of television and other distractions. Prepare a homework kit so your child has all the tools he/she needs ready to go. Include in the kit:

- ❖ Pencils/pens
- ❖ Crayons/markers
- ❖ Scissors and Glue
- ❖ A ruler


A **sturdy homework folder** is required to transport homework and notes to and from school.

GENERAL INFORMATION TO PARENTS

ABSENCE FROM SCHOOL	Parents of students who are absent are asked to telephone the school office in the morning to inform the office staff of their child's absence. A student who is absent, due to illness, for more than five consecutive days MUST produce a medical certificate. Noted patterns of absences will be reported to the Ministry of Education and the Attendance Officer.
ADULT BEHAVIOUR	All adults in the child's environment must model appropriate, positive behaviour.
AFTER SCHOOL PICK-UP	Help your child to grow in responsibility by giving him/her concise instructions before leaving for school each morning as to what to do and where to go at the end of the school day. For P1 and P2 students, please let us know in writing of any changes.
APPOINTMENTS	Parents are asked to notify the school in writing of any appointments. Slips are to be collected from the office before leaving.
ARRIVAL TO SCHOOL	All students are dropped off in the lower parking lot and then walk to the assembly hall. Students are expected to be punctual for registration. If a student enters the premises after 8.45 a.m. he/she must report first to the school office.
AWARDS ASSEMBLY	Students are awarded for improvement, achievement or excellence in a specific subject or behaviour.
BUS PASS	Government provides school students with bus passes. If a student loses his/her pass a note should be sent to the office from the parent advising of this loss.
CELL PHONES	Use of cell phones is prohibited at Purvis Primary School, and phones will be confiscated. All communication to or from a student must come through the office.
CHEWING GUM	Chewing gum is not allowed at any time. Lost, unmarked clothing will be discarded at the end of each term.
CLOTHING	All items of clothing should be marked.
CONFERENCES	Parents are respectfully requested to respond to conferences when scheduled.
DISMISSAL	Lower School-Years 1 and 2 are dismissed at 3.00 p.m. Upper School – Years 3 to 6 are dismissed at 3.25 p.m. There is an After School Program run by the Department of Youth and Sports.
EMERGENCY INFORMATION	Any change of address or phone number must be reported to the school secretary as soon as possible. It is absolutely imperative that emergency information be kept up-to-date so that a parent or guardian can be contacted immediately in case of an accident or extreme illness.

FORMS	In order to keep files current the following forms, whenever sent, should be returned to school the next day. (i) Dental Fluoride Form (ii) Student Health Information (iii) Library Book Form (iv) Storm Alert Sheet (v) Student Walking Form (vi) Picture Form
HOMEWORK	Homework is assigned on Monday to Thursday nights. Homework is to be completed by all students, and signed by parents.
LATE SLIPS	Students who are late for school must report to the office. Late arrival time and reasons will be recorded on a "Late Slip". The Attendance Officer will contact the parents of children with excessive tardiness.
LIBRARY BOOKS	Books from the school, reading room or classroom libraries are to be carried to/from school in a clean plastic bag. Students will be charged for lost or damaged books.
LUNCH AND RECESS	Lunch is to be brought to school. No changes are allowed. Fruit and yogurt for recess breaks. Healthy lunches, NO LUNCHABLES.
MEDICATION	Medication, if required, should be taken to the office together with a note of explanation from parents. Medication can only be completed if the health form is completed.
MESSAGES	Help your child to grow in responsibility by giving him/her concise instructions before leaving for school each morning as to what to do and where to go at the end of the school day. For P1 and P2 students, please let us know in writing of any changes.
OFFENSIVE WEAPONS	If any child is found in possession of an offensive weapon, it is the responsibility of the school to communicate this offence to the police under the terms of the Code of Conduct.
PAYMENT OF CASH TO SCHOOL	Payments sent with students should always be in a sealed envelope or ziploc bag marked with the student's name and class.
P.E. INFORMATION	Students from Primary 1 to Primary 6 are allowed to wear their P.E. uniform on gym days.
P.T.A. MEETINGS	PTA General meetings are held on Tuesdays at 6.30 p.m., via Zoom, please check Calendar of Events for dates.
PEDESTRIAN CROSSING	Kindly allow pedestrians to cross the street before passing the bus.

PROFANE LANGUAGE	Use of profane language is unacceptable on/off the school premises.
READING	Provide your child with a quiet spot in the home environment for your child to read daily. Encourage students to read during spare time and every evening. Ask questions about passages read.
SCHOOL TRIPS	Students must have a signed permission slip. There will be no exceptions.
SCHOOL UNIFORM	Students are requested to wear only the designated school uniform for Purvis Primary School. Should you need assistance please contact the school office.
SPEED	This is a school zone. In the interest of safety, please reduce speed when passing near the school.
STUDENT BEHAVIOUR	School rules and guidelines are defined in the best interest of students and must be adhered to at all times. Students are expected to behave in an acceptable manner at all times both on and off the school premises.
SUSPENSIONS	An official form is completed and sent to the Ministry of Education. A copy of the suspension form will be sent to the parent/guardian and a copy placed in the student's file.
TEAM CONFERENCES	Letters will be sent home with students indicating the time and date when parents are requested to attend team conferences.
TELEPHONE USAGE	The office telephone is for business only and personal calls may not be made from these phones except in emergencies and with permission of teachers or office personnel. Students are not allowed to receive calls.
TRAVEL ABROAD	The decision to travel abroad during school days rest directly with the parent. The school will not "excuse" any child to travel abroad for vacation during school days. School work is not provided.
VISITORS TO SCHOOL	Visitors are kindly requested to sign the "Visitor's Book" in the office when they arrive on the premises and before they leave. "Visitor" badges must be worn while on the premises.
VALUABLES	No valuables are to be carried to school. The school will not be responsible for loss of valuables or money.



Purvis Primary School now has a School App!

Go to the App Store on your Apple or Android device and
Search 'SchoolAppsNZ' to download the app onto your device.

Then search 'Purvis Primary School' to find your school's app.





